

## Panorama Year in Review 2022

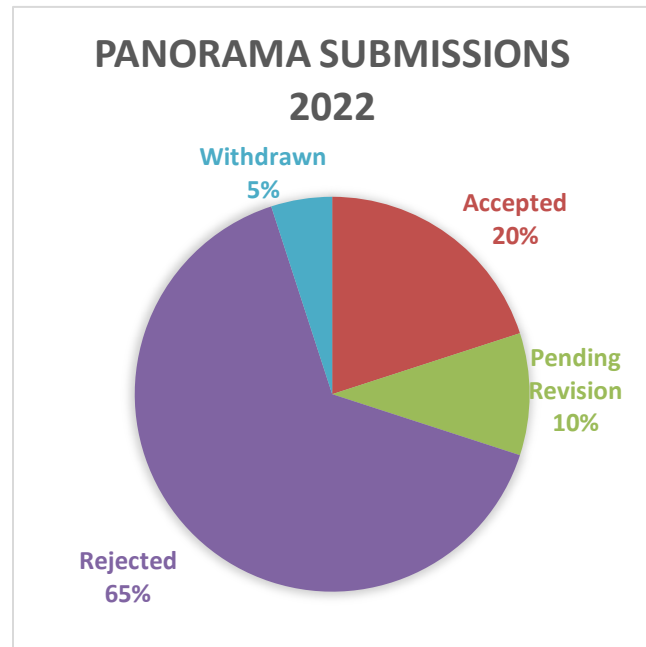
### Submissions\*

Total new submissions: 15  
Accepted: 4 (2 submitted in 2021)  
Rejected: 13 (1 submitted in 2020)  
Withdrawn: 1  
Published in different format: 0  
Pending Revision: 2  
Pending Review: 0

2022 Acceptance rate (4/[13+2]): 27%

Ten-year Acceptance rate: 36.1%

*\*Feature articles only*



### Subscriptions

Subscriptions are handled through MailChimp, a group email tool. Subscribers receive an email when each issue is published and receive other *Panorama*-specific mailings throughout the year (CFPs, grant awards, fundraising, etc.)

**Subscribers:** 859 as of January 5, 2023 (+88, or +11.41%, from 2021)

**Open rate**<sup>1</sup> (people who open the email):

- Overall: 54.12% (+8.83 percentage points, or +19.5%, from 2021).
- Issue previews & launches: 56.32% (+3.12 percentage points, or +5.86% from 2021)

**Click rate**<sup>2</sup> (people who click through to get to our site):

- Overall: 4.88 (-2.14 percentage points, or -30.29%, from 2021).
- Issue previews & launches: 10.23% (-8.4 percentage points, or -45.14%, from 2021)

<sup>1</sup> Industry average is 26.27% for Art and Artists and 22.15 for Media and Publishing, according to MailChimp (see <https://mailchimp.com/resources/email-marketing-benchmarks>).

<sup>2</sup> Industry average is 2.95% for Art and Artists and 4.62% for Media and Publishing.

## Readership (website use)

Overall, readership statistics reflect the period between January 4, 2022 (following the date of previous report) through January 4, 2023. Released on November 17, 2022, issue 8.2 debuted *Panorama's* exciting redesign. Due to a glitch that the University of Minnesota Libraries did not detect and was not fixed until 12 days later, **Google Analytics was unable to track users and traffic between November 17 and November 27, 2022**. This was especially unfortunate given that the weeks following an issue launch tend to mark our peak readership. For instance, the analogous eleven-day period following the launches of issues 7.1 (4,698 sessions) and 7.2 (4,526 sessions) represented 5.35 percent and 5.15 percent of our overall sessions in 2021. Some but not all of our metrics could be recovered using data from another analytics dashboard, called Jetpack. Apparent decline or lack of major growth in some of *Panorama's* user numbers for 2022 is probably due, in part, to this missing data.

### Usage Statistics

READERS <sup>3</sup>	2022	% change from 2021	2021	2020	2019	2018	2017
Sessions (unique visits) <sup>4</sup>	79,251 plus an estimated 4,400 sessions lost to data glitch	unknown	87,856	72,667	38,444	25,142	15,823
Users (number of individual visitors)	71,588	+4.7%	68,376	55,516	29,717	19,076	11,610
Pageviews (number of individuals pages or posts viewed)	265,159	+1.65%	260,856	111,744	65,015	49,830	35,303

CONTENT <sup>5</sup>	2022	2021	2020	2019	2018	2017
Average pages viewed per session	2.51	2.97	1.54	1.69	1.98	2.23

<sup>3</sup> These full-year numbers have been determined via data collected through both Google Analytics and Jetpack. Because Jetpack does not allow the user to set a custom date range, readership numbers for each of the eleven days between November 17 and November 27 were added together to achieve stats for the missing days. They were then added aggregate numbers from Google Analytics, which does allow for custom date ranges, for January 4–November 26, 2022, and November 28–January 4, 2023. Because Jetpack does not allow data to be downloaded or cut-and-pasted, the numbers for November 17–27, 2022, were entered manually into an Excel spreadsheet for calculations and sorting; there is therefore a possibility for human error that should be acknowledged.

<sup>4</sup> Statistics calculated without data for Nov. 17 through 27, 2022; Jetpack does not track this. The estimate of 4,400 sessions lost to the data glitch is calculated by averaging the sessions for the eleven-day periods following the publication of issues 7.1 (4,698 sessions), 7.2 (4,526 sessions), and 8.1 (3,868 sessions).

<sup>5</sup> These statistics were calculated without data for November 17–27; Jetpack does not track this information.

Average session duration	1 min., 3 sec	1 min., 9 sec.	1 min, 11 sec.	1 min, 28 sec.	1 min., 27 sec.	1 min, 37 sec.
Bounce rate (percentage of users who view just one page and then leave the site; lower is better)	.87%	.76%	81.55%	78.10%	76.36%	72.58%
% New Users (percentage of users new to the site)	87.25%	88.3%	88.4%	88.9%	88.8%	72.73%

### Peak Visitation <sup>6</sup>

Tuesdays (18.57%), followed by Wednesdays (16.68%), Mondays (15.83%), and Thursdays (15.59%). Busiest time of day is noon (Eastern), with the majority of our readership happening in the first part of the day (Eastern time). Peak time in general is between 8 a.m. and 1 p.m. Eastern.

### Top days in 2022 <sup>7</sup>

Thursday November 17: 2,034 users (launch of new website and issue 8.2)<sup>8</sup>

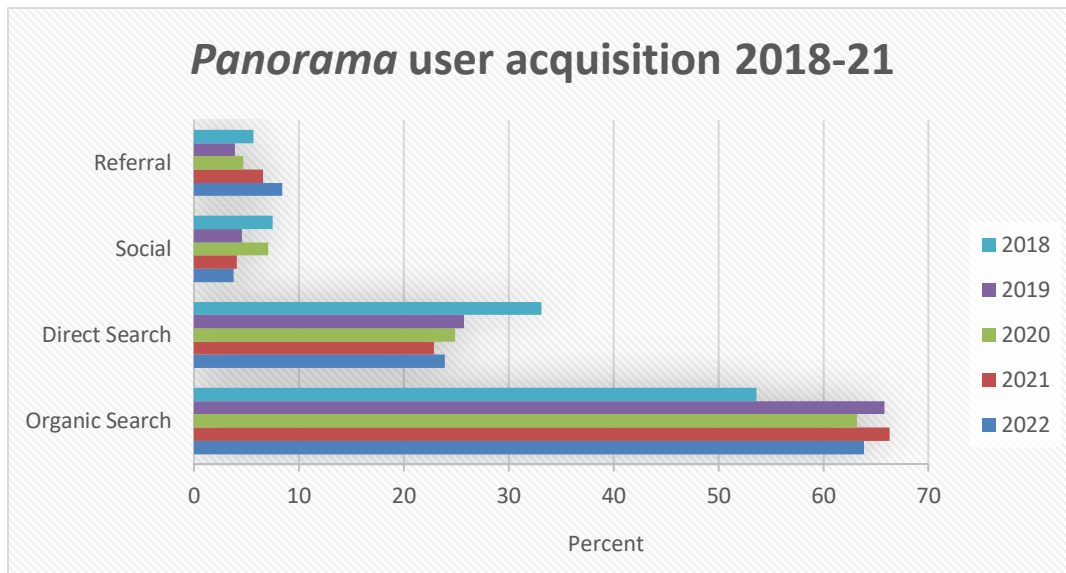
Tuesday, May 17: 924 users (reason unknown)

Tuesday, July 12: 810 users (reason unknown)

Tuesday, July 5: 680 users (reason unknown)

Wednesday, June 15: 679 users (launch of issue 8.1)

### Reader Acquisition <sup>9</sup>



<sup>6</sup> Statistics calculated without data for Nov. 17 through 27, 2022; Jetpack does not track this.

<sup>7</sup> Statistics calculated without data for Nov. 17 through 27, 2022; Jetpack does not track this.

<sup>8</sup> Data collected from Jetpack.

<sup>9</sup> These statistics were calculated without data for November 17–27; Jetpack does not track this information.

We get the majority of our visitors through organic searches—someone Googles a topic or title and chooses us from a list of search results: 63.9% (66.3% in 2021). Other methods of acquisition include: direct searches, where someone types our name or address into a search field, 23.9% (22.9% in 2021); referral, where a user clicks on a direct link to our site from another place on the internet, like AHAA’s website, 8.4% (6.6% in 2021); and social media, 3.8% (4.1% in 2021).

The percentage of social media acquisitions continues to be disappointing, particularly given a popular takeover of AHAA’s social media accounts in November. The data loss between November 17 and November 27 corresponded with that takeover, so we do not know if or how many visitors it drove to our site.

### Top referrers in 2022 <sup>10</sup>

Website	Users
1. doaj.org	1248
2. Facebook	245
3. protraffic.shop	195
4. linktr.ee	181
5. en.wikipedia.org	148
6. eclass.srv.ualberta.ca	128
7. scholar.google.com	123
8. archiveofourown.org	101
9. moodle.smith.edu	93
10. mequittaahuja.com	87
11. panorama-dev.lib.umn.edu	85
12. lens.google.com	79
13. museum.stanford.edu	74
14. mail.google.com	73
15. Twitter	69
16. catherinedamman.com	67
17. arthistory.ucsb.edu	65
18. forms.office.com	58
19. ahaaonline.org	53
20. moodle.davidson.edu	53
21. sakai.claremont.edu	47
22. usearch.umn.edu	44
23. Instagram (mobile app)	42
24. iframe-toloka.com	41
25. cn.bing.com	39

<sup>10</sup> These full-year numbers have been determined via data collected through both Google Analytics and Jetpack. Because Jetpack does not allow the user to set a custom date range, the overall demographic numbers for the month of November were added to aggregate numbers from Google Analytics, which does allow for custom date ranges, for January 4–November 26, 2022, and November 28–January 4, 2023. Because Jetpack does not allow data to be downloaded or cut-and-pasted, the numbers for November were entered manually into an Excel spreadsheet for calculations and sorting; there is therefore a possibility for human error that should be acknowledged.

## Reader Demographics

### Language <sup>11</sup>

Language	Users	% of total	% in 2021
English (US)	50582	81.51%	75.01%
English (UK)	4697	7.57%	6.2%
Chinese (PRC)	1695	2.73%	2.07%
English (Caribbean)	1013	1.63%	2.95%
English (Canada)	927	1.49%	1.25%
French	822	1.32%	1%
Spanish	655	1.06%	1.08%
German	620	1.00%	1.34%
Spanish (Latin America)	536	0.86%	.17%
Portuguese (Brazil)	507	0.82%	.26%

### Country <sup>12</sup>

Country	Users	% of total	% in 2021
United States	50971	79.98%	68.32%
United Kingdom	3196	5.01%	4.12%
Canada	2530	3.97%	3.17%
France	1657	2.60%	1.42%
China	1411	2.21%	1.83%
Germany	1117	1.75%	1.26%
Australia	708	1.11%	1.19%
India	789	1.24%	1.62%
Philippines	620	0.97%	1.17%
Italy	727	1.14%	.71%

### Age and Gender <sup>13</sup>

Please note that the following charts do not reflect the total usership for the site, but only those users for whom age information was available in Google Analytics (29.67% for age; 32.13% for gender).

Our readership is trending younger, possibly as a result of the journal's content being assigned more frequently, particularly during a time of remote learning. This is the first year that there has been a direct correlation between youth and *Panorama* readership.

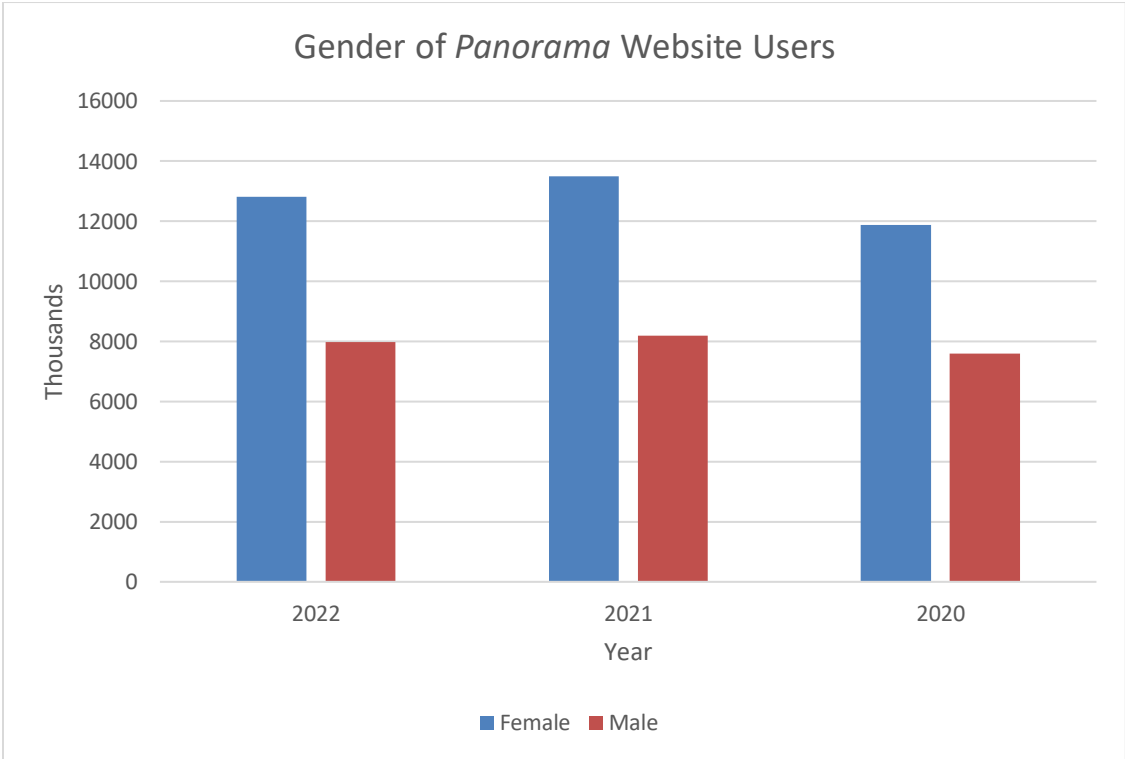
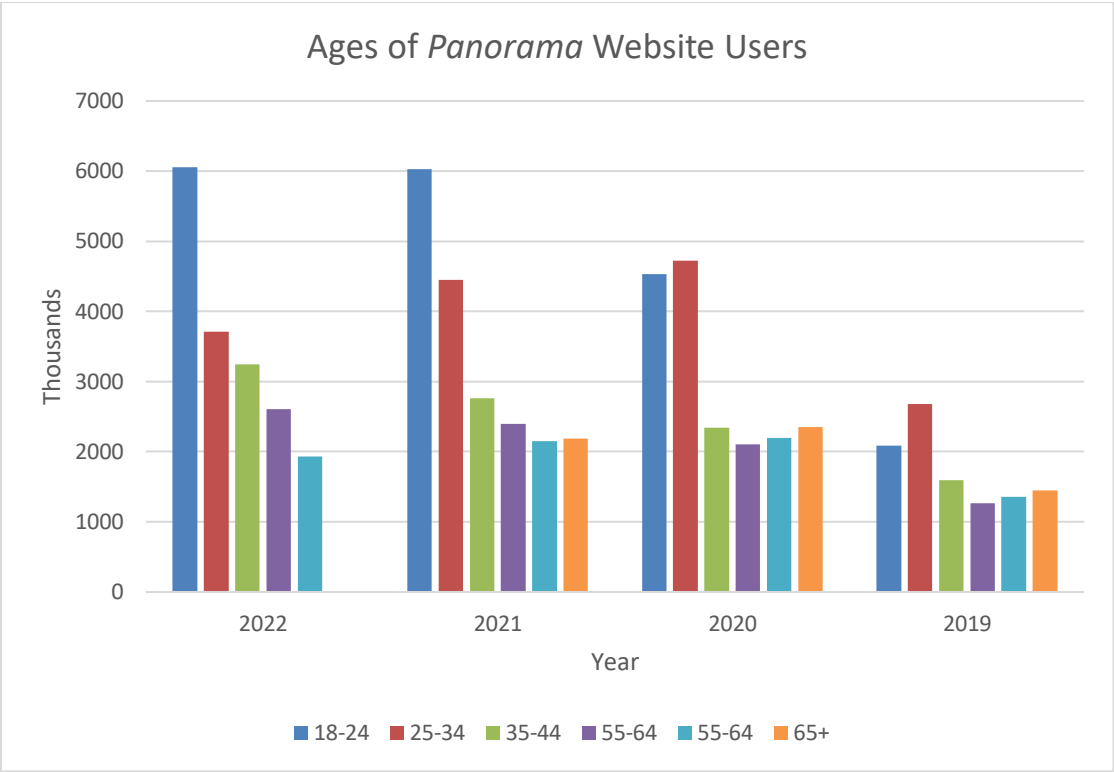
Our readership also remains predominantly female. Please note that male and female are the only gender statistics that Google collects.

---

<sup>11</sup> Statistics calculated without data for Nov. 17 through 27, 2022; Jetpack does not track this.

<sup>12</sup> These full-year numbers have been determined via data collected through both Google Analytics and Jetpack. Because Jetpack does not allow the user to set a custom date range, the overall demographic numbers for the month of November were added to aggregate numbers from Google Analytics, which does allow for custom date ranges, for January 4–November 26, 2022, and November 28–January 4, 2023. Because Jetpack does not allow data to be downloaded or cut-and-pasted, the numbers for November were entered manually into an Excel spreadsheet for calculations and sorting; there is therefore a possibility for human error that should be acknowledged.

<sup>13</sup> Statistics calculated without data for Nov. 17 through 27, 2022; Jetpack does not track this.



## Technology

### Browser <sup>14</sup>

	2022	2021	2020
Chrome	55.75	59.41	53.55
Safari	30.09	31.84	33.09
Firefox	4.62	5.08	6.04
Edge	3.47	3.82	1

### Operating System <sup>15</sup>

	2022	2021	2020
Macintosh	32.60	36.92	35.29
Windows	29.73	30.67	31.79
iOS	20.18	19.34	19.94
Android	12.15	12.41	9.57
Chrome OS	2.54	2.19	2.22

*Note:* these numbers indicate about 64.87% of our users come from desktop devices rather than mobile devices; this is down almost three percentage points from 2021.

## Top Content

### Website pages <sup>16</sup>

*Note:* Duplicate titles are something of a mystery and may be related to our switch to a new server in June and the launch of our new website in November. It is not clear to me that it is correct to simply add the views together; Google Analytics may have counted some viewers multiple times.

Page title	Pageviews	Section
1. Carlson, "The Girl Behind the Counter"	3037	Feature
2. Lovell, "Wayne Thiebaud's California" (journalpanorama.org)	2854	Feature
3. About (journalpanorama.org)	2455	Static page

---

<sup>14</sup> Statistics calculated without data for Nov. 17 through 27, 2022; Jetpack does not track this.

<sup>15</sup> Statistics calculated without data for Nov. 17 through 27, 2022; Jetpack does not track this.

<sup>16</sup> These full-year numbers have been determined via data collected through both Google Analytics and Jetpack. Because Jetpack does not allow the user to set a custom date range, the overall demographic numbers for the month of November were added to aggregate numbers from Google Analytics, which does allow for custom date ranges, for January 4–November 26, 2022, and November 28–January 4, 2023. Because Jetpack does not allow data to be downloaded or cut-and-pasted, the numbers for November were entered manually into an Excel spreadsheet for calculations and sorting; there is therefore a possibility for human error that should be acknowledged.

4. Submissions (journalpanorama.org)	2423	Static page
5. Troutman and Van Horn, "Seeing Flora's Profile"	2371	Feature
6. Issue Archive (journalpanorama.org)	2202	Static page
7. Kienle, review of <i>Radical Eroticism</i>	2095	Book Review
8. Lovell, "Wayne Thiebaud's California" (editions.lib.umn.edu)	1963	Feature
9. Bedell, "Durand's Progress" (journalpanorama.org)	1918	Research Note
10. Kwon, introduction to "Asian American Art: Past and Futures" (journalpanorama.org)	1742	In the Round
11. Levin, "Nationalism and Edward Hopper"	1580	Research Note
12. Red Star and Vittoria, "Apsaalooke Bacheeituuk in Washington, DC" (journalpanorama.edu)	1487	In the Round
13. Red Star and Vittoria, "Apsaalooke Bacheeituuk in Washington, DC" (editions.lib.umn.edu)	1449	In the Round
14. Bedell, "Durand's Progress" (editions.lib.umn.edu)	1447	Research Note
15. Tyquiengco, Bermeo, and Lukey, "Beyond Land Acknowledgments"	1416	Colloquium
16. Fryd, "White Supremacy, Lynchings, and Thomas Crawford's Statue of Freedom" (editions.umn.lib.edu)	1379	Special Section
17. Beetham, "Confederate Monuments"	1329	In the round
18. Fryd, "White Supremacy, Lynchings, and Thomas Crawford's Statue of Freedom" (journalpanorama.org)	1254	Special Section
19. Henry, "1961 Freedom Riders" (journalpanorama.org)	1253	In the Round
20. Georgopolous, "The Sunflower's Bloom of Women's Equality"	1238	Feature
21. Henry, "1961 Freedom Riders" (editions.umn.lib.edu)	1222	In the Round
22. Greenwald, Hardy, et al., "Toward a More Inclusive Digital Art History"	1222	Special Section
23. Rooney, "Commemoration of an Epoch"	1191	Feature
24. Submissions (editions.umn.lib.edu)	1142	Static Page
25. Kwon, introduction to "Asian American Art: Past and Futures" (editions.lib.umn.edu)	1118	In the Round
26. Hanson, review of <i>Faith Ringgold: Paintings and Story Quilts, 1964-2017</i>	1107	Exhibition Review
27. Alexander, "Magic City Modern"	1012	In the Round
28. Issue Archive (editions.umn.lib.edu)	1002	Static page
29. Okin/Mitchard, "From Center to Periphery"	754	Feature
30. Borrman, "Naming, Blaming, and Claiming"	316	Feature



## PDF Downloads <sup>17</sup>

There were 4,162 downloads of PDFs from our site in 2022, **-13.09%** from 4,786 in 2021. However, data between November 17 and November 27, 2022 is missing; there were undoubtedly downloads during that peak readership period that went unrecorded.

Content title	Downloads	Section
1. Autry and Murawksi, "Museums Are Not Neutral" (journalpanorama.org)	66 (1.59%)	Bully Pulpit
2. Kusserow, "Ecocriticism" (editions.lib.umn.edu)	48 (1.15%)	Bully Pulpit
3. Autry and Murawksi, "Museums Are Not Neutral" (editions.lib.umn.edu)	44 (1.06%)	Bully Pulpit
4. Wendy Red Star and Shannon Vittoria. "Apsaalooke Bacheeituuk in Washington, DC" (editions.lib.umn.edu)	37 (0.89%)	In the Round
5. Wendy Red Star and Shannon Vittoria. "Apsaalooke Bacheeituuk in Washington, DC" (journalpanorama.org)	35(0.84%)	In the Round
6. Henry, "1961 Freedom Riders" (journalpanorama.org)	34 (0.82%)	In the Round
7. Beetham, "Confederate Monuments"	32 (0.77%)	Bully Pulpit
8. Georgopoulos, "The Sunflower's Bloom of Women's Equality"	31 (0.74%)	Feature
9. Kuykendall, "Women of Abstract Expressionism"	29 (0.70%)	Book Review
10. Henry, "Freedom Riders" (editions.lib.umn.edu)	28 (0.67%)	In the Round
11. Tyquiengco, Bermeo, and Lukey, "Beyond Land Acknowledgments"	28 (0.67%)	Colloquium
12. Troutman and Van Horn, "Seeing-Floras-Profile" (corrected PDF uploaded in July)	28 (0.67%)	Feature
13. Pauwels, "Jose Maria Mora"	27 (0.65%)	In the Round
14. Alexander, "Asian American Art and the Obligation of Museums" (editions.lib.umn.edu)	26 (0.62%)	In the Round
15. Kwon, introduction to "Asian American Art: Past and Futures"	26 (0.62%)	In the Round
16. Demos, "Ecology as Intrasectinality" (journalpanorama.org)	26 (0.62%)	Bully Pulpit
17. Banerjee, "Art as Long Environmentalism"	25 (0.60%)	Bully Pulpit
18. Demos, "Ecology as Intrasectinality" (editions.lib.umn.edu)	25 (0.60%)	Bully Pulpit
19. Kusserow, "Ecocriticism" (journalpanorama.org)	25 (0.60%)	Bully Pulpit
20. Bell, review of <i>Aesthetic Painting in Britain and America</i>	24 (0.58%)	Book Review
21. Troutman and Van Horn, "Seeing-Floras-Profile" (original PDF uploaded in May)	24 (0.58%)	Feature

<sup>17</sup> No data for Nov. 17 through 27, 2022; Jetpack does not track this.

22. Adamson, "Ecocriticism"	23 (0.55%)	Bully Pulpit
23. Parrish, "Hippie Modernism"	22 (0.53%)	Book Review
24. Lovell, "Wayne Thiebaud's California"	22 (0.53%)	Feature
25. Alexander, "Asian American Art and the Obligation of Museums (journalpanorama.org)"	22 (0.53%)	In the Round

## Academic Engagement

### Academia.edu

Of 61 known *Panorama* articles uploaded to academia.edu, about 31 are specifically linked to *Panorama*'s profile (16 in 2021). We should reach out to past authors who use academia.edu and ask them to add us as a coauthor.

### Non-academic citations/links:

- "Ignored in Life, Bernice Bing is Discovered as Museums Rewrite History," *New York Times*, October 12, 2022.  
<https://www.nytimes.com/2022/10/12/arts/design/bernice-bing-asian-americans-museum.html>.
- "Lives: Moe Brooker, 81, Artist, Educator and Prominent Figure in Philadelphia Arts Community, Has Died," *Culture Type*, January 23, 2022,  
<https://www.culturetype.com/2022/01/23/lives-moe-brooker-81-artist-educator-and-prominent-figure-in-philadelphia-arts-community-has-died>.

### Reprints

Our open-access policy, governed by a CC BY-NC 4.0 license, allows nonprofit organizations free reuse of all our content. Because users are not required to approach us for permission, it is not possible to determine each instance of reuse. We were made aware of this reuse in 2022:

Joanna Gardner-Huggett, "The Art of Flocking: Sapphire and Crystals, Education, Community Building, and Collaboration," *Panorama: Journal of the Association of Historians of American Art* 7, no. 2 (Fall 2021),  
<https://doi.org/10.24926/24716839.12495>, reprinted in exhibition catalogue for *Sapphire and Crystals: Forward*, Bridgeport Art Center, July 15–September 2, 2022

### Google Scholar

A search for "Journal of the Association of Historians of American Art" on scholar.google.com on January 3, 2022, revealed 36 new citations in 2021:

[The Value of Museums in Averting Societal Collapse](#)

RR Janes - Curator: *The Museum Journal*, 2022

[Iconographic Analysis of the Masterpieces of the British-Ghanaian Mixed Media Artist, Godfried Donkor](#)

SP Asamoah, D Adom, G Kushiator – Journal of Arts and Humanities, 2021

[Us Not Other: Co-creating Space for Cooperative Learning](#)  
A FRENKEL – 2021

[Constructing Race and Architecture 1400–1800. Part 2](#)  
D Karmon, RAA Engmann, L Fernández-González... – Journal of the Society of ..., 2021

[From Judy Chicago to the Guerrilla Girls: An Analysis of the Evolution of Feminist Art](#)  
LS Qualls – 2021

[Editorial Commentary: Digital Platforms in Times of Pandemic: Visual Culture Studies in the Twenty-First Century](#)  
CV Black, E Engel – Latin American and Latinx Visual Culture, 2022

[“The Spanish Element in Our Nationality” is a must-read revisionist project of great urgency for Americanists, Latin Americanists, and Iberianists who wish to ...](#)  
P degli Italiani, I Progresso

[Winterthur M. Elizabeth Boone. “The Spanish Element in Our Nationality”: Spain and America at the World's Fairs and Centennial Celebrations, 1876–1915. University ...](#)  
B Burton

[Epidemiological evolution and historical anti-malarial control initiatives in Colombia, 1848–2019](#)  
JC Padilla-Rodríguez, MJ Olivera... – Le Infezioni in ..., 2022 – ncbi.nlm.nih.gov

["Chaotic Freedom" in Civil War Louisiana: The Origins of an Iconic Image by Bruce Laurie](#)

AS Cross – Civil War History, 2022 – muse.jhu.edu

**[BOOK]** [The Unforgettables: Expanding the History of American Art](#)  
CC Eldredge – 2022 – books.google.com

[Artistic Imaginations of Climate Change: From the Far Away to the Here and Now](#)  
U Hahn – Environmental Justice, 2022 – liebertpub.com

[Worker-led feminist mobilizing for the museum of the future](#)  
M Middleton, JJ Hagen – European Journal of Women's ..., 2022 – journals.sagepub.com

[Pictures for the Taking: Margaret Bourke-White's Soviet Photographs in Magazines](#)  
JR Johnson – The Journal of Modern Periodical ..., 2022 – scholarpublishingcollective.org

[Joan Logue's Newly Rediscovered and Digitized Words, 1–5](#)  
H Shaskevich – Art Journal, 2022 – Taylor & Francis

[From identity to relation: Patty Chang's diasporic cartography](#)  
X Wang – Journal of Contemporary Chinese Art, 2022 – intellectdiscover.com

[Thomas Jefferson's Indian Hall at the University of Virginia](#)  
EV Chew – Transactions of the American Philosophical Society, 2022 – JSTOR

[Screening the Capitol RIOT](#)  
[A Dell'Aria](#) - Architecture, Media, Populism...  
and Violence - taylorfrancis.com

["Telling Our Own Story":  
Analyzing the  
Recontextualization of the  
Spirit of the Confederacy  
Monument by the Houston  
Museum of African American  
Culture](#)

ME Thomas - Senior Honors Thesis, 2022 -  
uh-ir.tdl.org

[Parable of Museum Learning:  
Activating Afrofuturistic AR-  
Tography Approaches](#)  
Q VerCetty - Journal of Museum Education,  
2022 - Taylor & Francis

[Daubing Titipu: Transnational  
Material Contexts of  
Nineteenth-Century Hand-  
Colored Photography in  
Japan](#)  
R Sharma - Trans Asia Photography, 2022 -  
read.dukeupress.edu

[Monumentality and  
Anticolonial Resistance:  
Feminist Graffiti in Mexico](#)  
MM Álvarez - Public Art Dialogue, 2022 -  
Taylor & Francis

[Introduction: Survey  
Practices Across the Globe](#)  
EH Nolan, S Junge - ... Practices and  
Landscape Photography Across the ... -  
taylorfrancis.com

[Eco-Mysticism in Pablo  
Neruda's Selected Poetry.](#)

GD KHOSRAVI, RR SISTANI, R MM... - 3L:  
Southeast Asian ..., 2022 -  
journalarticle.ukm.my

[Understories and Upside-  
Downs: The Pedagogical  
Misanthropy of \*The  
Overstory\* and \*Stranger  
Things\*](#)

EM McMain, JT Torres - ISLE: Interdisciplinary  
Studies in ..., 2022 - academic.oup.com

[Disruptive conservation:  
challenging conservation  
orthodoxy](#)

E Sweetnam, J Henderson - Studies in  
Conservation, 2022 - Taylor & Francis

[Gendering Decoloniality](#)  
C Raymond - Photography and Resistance,  
2022 - Springer

[Private Collection, Personal  
Utopia: An Examination of  
Trends in Contemporary  
Private Museums in the  
United States](#)  
A Schoen - 2022 - search.proquest.com

[BIPOC voices in ocean  
sciences: A qualitative  
exploration of factors  
impacting career retention](#)  
J Graham, G Hodsdon, A Busse... - Journal of  
Geoscience ..., 2022 - Taylor & Francis

[\\*The Image of the Railway as  
the Embodiment of the Ideas  
of Technicalism and Anti-  
Technicalism \(XIX-Early XX  
Century\)](#)

\*Title translated from Russian  
courtesy of MS Office  
EA Maltseva - Society: Philosophy, History,  
Culture, 2022 - cyberleninka.ru

[Shop Girl: How does one protect their spirit within the confines of consumer capitalism?](#)

F Sie - 2022 - [researchspace.auckland.ac.nz](https://researchspace.auckland.ac.nz)

**[BOOK]** [Victorian Material Culture](#)

V Mills, K Nichols - 2022 - [books.google.com](https://books.google.com)

[Nieme Szaty Królowej \(Queen's Silent Robes\): A Collective Walk Reclaiming Female Bodily Agency through Transnational Solidarity](#)

B Sliwinska - Transnational Belonging and Female Agency in the ..., 2022 - [books.google.com](https://books.google.com)

**[BOOK]** [Architecture, Media, Populism... and Violence: Reification and Representation II](#)

G Cairns - 2022 - [books.google.com](https://books.google.com)

[Found Foliage: impressões botânicas no cinema experimental](#)

PASB MELO - 2022 - [repositorio.ufpe.br](https://repositorio.ufpe.br)

[A educação museal ea produção do conhecimento acadêmico: algumas tendências](#)

CM Vasconcellos - ... experiências educativas em museus durante a ..., 2022 - [repositorio.usp.br](https://repositorio.usp.br)